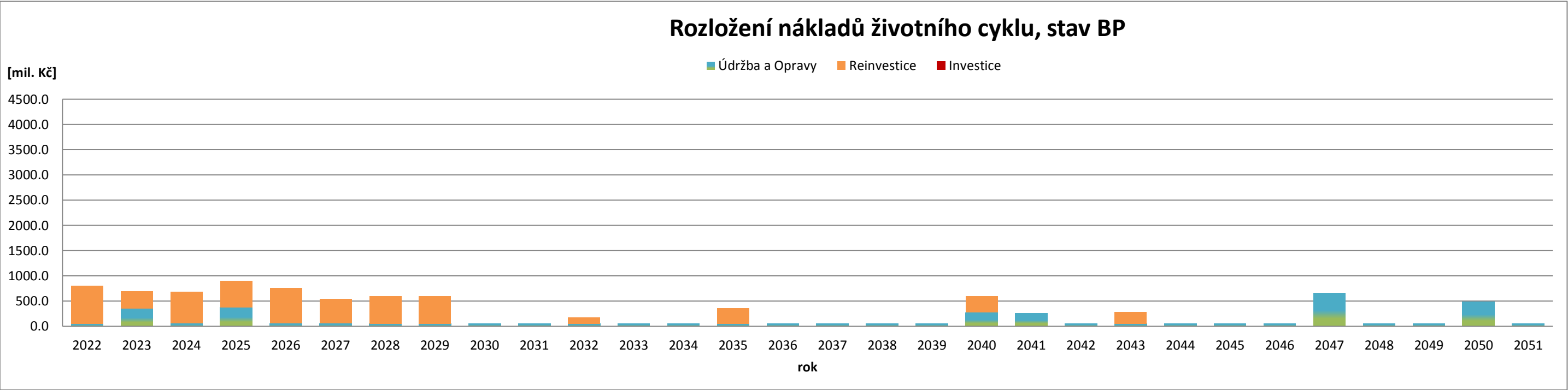


Rozložení provozních a investičních nákladů, stav BP

Údržba a Opravy mil. Kč	2022	2023	2024	2025	2026	2027	2028	2029	2030	2031	2032	2033	2034	2035	2036	2037	2038	2039	2040	2041	2042	2043	2044	2045	2046	2047	2048	2049	2050	2051	celkem
STH	26.0	326.5	26.0	26.0	26.0	26.0	26.0	26.0	26.0	26.0	26.0	26.0	26.0	26.0	26.0	26.0	26.0	26.0	26.0	226.3	26.0	26.0	26.0	26.0	26.0	26.0	26.0	26.0	456.7	26.0	1712.7
SMT	4.7	4.7	4.7	4.7	4.7	4.7	4.7	4.7	4.7	4.7	4.7	4.7	4.7	4.7	4.7	4.7	4.7	4.7	4.7	4.7	4.7	4.7	4.7	4.7	4.7	28.5	4.7	4.7	4.7	4.7	166.0
SBBH	2.4	2.4	2.4	2.4	2.4	2.4	2.4	2.4	2.4	2.4	2.4	2.4	2.4	2.4	2.4	2.4	2.4	2.4	2.4	2.4	2.4	2.4	2.4	2.4	2.4	37.8	2.4	2.4	2.4	2.4	106.2
SEE	4.5	4.5	4.5	72.5	4.5	4.5	4.5	4.5	4.5	4.5	4.5	4.5	4.5	4.5	4.5	4.5	4.5	4.5	49.9	4.5	4.5	4.5	4.5	4.5	4.5	117.9	4.5	4.5	4.5	4.5	362.6
SSZT	17.3	17.3	17.3	276.0	17.3	17.3	17.3	17.3	17.3	17.3	17.3	17.3	17.3	17.3	17.3	17.3	17.3	17.3	189.8	17.3	17.3	17.3	17.3	17.3	17.3	448.6	17.3	17.3	17.3	17.3	1380.2
CELKEM	54.9	355.4	54.9	381.7	54.9	54.9	54.9	54.9	54.9	54.9	54.9	54.9	54.9	54.9	54.9	54.9	54.9	54.9	272.8	255.2	54.9	54.9	54.9	54.9	54.9	658.7	54.9	54.9	485.6	54.9	3727.8
celkem na km	0.8	5.1	0.8	5.5	0.8	0.8	0.8	0.8	0.8	0.8	0.8	0.8	0.8	0.8	0.8	0.8	0.8	0.8	3.9	3.7	0.8	0.8	0.8	0.8	0.8	9.4	0.8	0.8	7.0	0.8	53.4

Reinvestice mil. Kč	2022	2023	2024	2025	2026	2027	2028	2029	2030	2031	2032	2033	2034	2035	2036	2037	2038	2039	2040	2041	2042	2043	2044	2045	2046	2047	2048	2049	2050	2051	celkem
STH	383.0	183.3	252.9	241.0	299.0	266.5	247.9	266.5	0.0	0.0	61.7	0.0	0.0	116.1	0.0	0.0	0.0	0.0	180.5	0.0	0.0	105.8	0.0	0.0	0.0	0.0	0.0	0.0	0.0	0.0	2604.2
SMT	35.2	16.3	140.4	45.2	9.4	42.6	34.5	61.2	0.0	0.0	37.6	0.0	0.0	21.9	0.0	0.0	0.0	0.0	28.6	0.0	0.0	1.5	0.0	0.0	0.0	0.0	0.0	0.0	0.0	0.0	474.4
SBBH	41.2	6.5	20.5	24.6	64.1	3.5	31.9	11.7	0.0	0.0	0.0	0.0	0.0	19.4	0.0	0.0	0.0	0.0	6.1	0.0	0.0	6.3	0.0	0.0	0.0	0.0	0.0	0.0	0.0	0.0	236.0
SEE	47.5	31.2	40.9	43.0	90.1	26.8	59.0	30.5	0.0	0.0	0.0	0.0	0.0	44.1	0.0	0.0	0.0	0.0	2.8	0.0	0.0	37.6	0.0	0.0	0.0	0.0	0.0	0.0	0.0	0.0	453.3
SSZT	240.9	105.7	171.3	166.8	238.6	145.6	169.6	175.7	0.0	0.0	24.8	0.0	0.0	102.7	0.0	0.0	0.0	0.0	104.4	0.0	0.0	79.2	0.0	0.0	0.0	0.0	0.0	0.0	0.0	0.0	1725.3
CELKEM	747.8	343.0	625.9	520.6	701.3	485.0	542.9	545.6	0.0	0.0	124.1	0.0	0.0	304.2	0.0	0.0	0.0	0.0	322.3	0.0	0.0	230.5	0.0	0.0	0.0	0.0	0.0	0.0	0.0	0.0	5493.2
celkem na km	10.7	4.9	9.0	7.5	10.0	6.9	7.8	7.8	0.0	0.0	1.8	0.0	0.0	4.4	0.0	0.0	0.0	0.0	4.6	0.0	0.0	3.3	0.0	0.0	0.0	0.0	0.0	0.0	0.0	0.0	78.7

Náklady životního cyklu mil. Kč	2022	2023	2024	2025	2026	2027	2028	2029	2030	2031	2032	2033	2034	2035	2036	2037	2038	2039	2040	2041	2042	2043	2044	2045	2046	2047	2048	2049	2050	2051	celkem
Provozuschopnost	802.7	698.4	680.8	902.4	756.2	540.0	597.8	600.5	54.9	54.9	179.0	54.9	54.9	359.1	54.9	54.9	54.9	54.9	595.1	255.2	54.9	285.4	54.9	54.9	54.9	658.7	54.9	54.9	485.6	54.9	9221.0
Investice																															0.0
CELKEM	802.7	698.4	680.8	902.4	756.2	540.0	597.8	600.5	54.9	54.9	179.0	54.9	54.9	359.1	54.9	54.9	54.9	54.9	595.1	255.2	54.9	285.4	54.9	54.9	54.9	658.7	54.9	54.9	485.6	54.9	9221.0
celkem na km	11.5	10.0	9.8	12.9	10.8	7.7	8.6	8.6	0.8	0.8	2.6	0.8	0.8	5.1	0.8	0.8	0.8	0.8	8.5	3.7	0.8	4.1	0.8	0.8	0.8	9.4	0.8	0.8	7.0	0.8	132.1



Rozložení provozních a investičních nákladů, varianta 4e

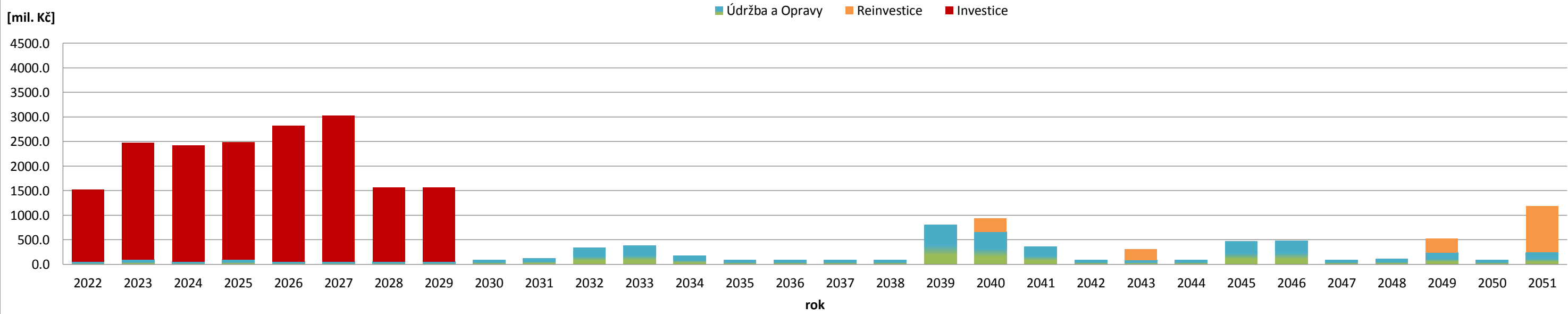
Údržba a Opravy mil. Kč	2022	2023	2024	2025	2026	2027	2028	2029	2030	2031	2032	2033	2034	2035	2036	2037	2038	2039	2040	2041	2042	2043	2044	2045	2046	2047	2048	2049	2050	2051	celkem
STH	26.0	73.4	26.0	26.0	26.0	26.0	26.0	26.0	39.1	72.1	39.1	301.1	39.1	39.1	39.1	39.1	39.1	39.1	613.1	39.1	39.1	39.1	39.1	39.1	432.1	39.1	39.1	61.1	39.1	39.1	2399.2
SMT	4.7	4.7	4.7	6.3	4.7	4.7	4.7	4.7	10.5	10.5	10.5	10.5	10.5	10.5	10.5	10.5	10.5	10.5	10.5	61.5	10.5	10.5	10.5	10.5	10.5	10.5	10.5	10.5	10.5	10.5	321.3
SBBH	2.4	2.4	2.4	4.2	2.4	2.4	2.4	2.4	5.2	5.2	5.2	5.2	5.2	5.2	5.2	5.2	5.2	81.7	5.2	5.2	5.2	5.2	5.2	5.2	5.2	5.2	5.2	5.2	5.2	158.1	365.0
SEE	4.5	4.5	4.5	14.6	4.5	4.5	4.5	4.5	15.8	15.8	84.0	21.9	101.9	15.8	15.8	15.8	15.8	186.3	15.8	231.0	15.8	15.8	15.8	118.1	15.8	15.8	19.9	144.9	15.8	15.8	1175.9
SSZT	17.3	17.3	17.3	49.9	17.3	17.3	17.3	17.3	20.0	20.0	206.6	39.6	20.0	20.0	20.0	20.0	20.0	486.4	20.0	20.0	20.0	20.0	20.0	299.9	20.0	20.0	33.0	20.0	20.0	20.0	1575.6
CELKEM	54.9	102.3	54.9	101.1	54.9	54.9	54.9	54.9	90.6	123.6	345.3	378.3	176.6	90.6	90.6	90.6	90.6	803.9	664.6	356.7	90.6	90.6	90.6	472.7	483.7	90.6	107.7	241.7	90.6	243.5	5837.0
celkem na km	0.8	1.5	0.8	1.4	0.8	0.8	0.8	0.8	1.3	1.8	4.9	5.4	2.5	1.3	1.3	1.3	1.3	11.5	9.5	5.1	1.3	1.3	1.3	6.8	6.9	1.3	1.5	3.5	1.3	3.5	83.6

pozn.: po dobu stavby jsou uvažovány náklady ve výši stavu Bez projektu

Reinvestice mil. Kč	2022	2023	2024	2025	2026	2027	2028	2029	2030	2031	2032	2033	2034	2035	2036	2037	2038	2039	2040	2041	2042	2043	2044	2045	2046	2047	2048	2049	2050	2051	celkem
STH	0.0	0.0	0.0	0.0	0.0	0.0	0.0	0.0	0.0	0.0	0.0	0.0	0.0	0.0	0.0	0.0	0.0	0.0	180.5	0.0	0.0	105.8	0.0	0.0	0.0	0.0	0.0	0.0	0.0	303.3	589.5
SMT	0.0	0.0	0.0	0.0	0.0	0.0	0.0	0.0	0.0	0.0	0.0	0.0	0.0	0.0	0.0	0.0	0.0	0.0	28.6	0.0	0.0	1.5	0.0	0.0	0.0	0.0	0.0	0.0	0.0	0.0	30.1
SBBH	0.0	0.0	0.0	0.0	0.0	0.0	0.0	0.0	0.0	0.0	0.0	0.0	0.0	0.0	0.0	0.0	0.0	0.0	6.1	0.0	0.0	6.3	0.0	0.0	0.0	0.0	0.0	0.0	0.0	0.0	12.4
SEE	0.0	0.0	0.0	0.0	0.0	0.0	0.0	0.0	0.0	0.0	0.0	0.0	0.0	0.0	0.0	0.0	0.0	0.0	2.8	0.0	0.0	37.6	0.0	0.0	0.0	0.0	0.0	29.0	0.0	157.4	226.9
SSZT	0.0	0.0	0.0	0.0	0.0	0.0	0.0	0.0	0.0	0.0	0.0	0.0	0.0	0.0	0.0	0.0	0.0	0.0	61.7	0.0	0.0	69.0	0.0	0.0	0.0	0.0	0.0	254.4	0.0	480.0	865.1
CELKEM	0.0	0.0	0.0	0.0	0.0	0.0	0.0	0.0	0.0	0.0	0.0	0.0	0.0	0.0	0.0	0.0	0.0	0.0	279.7	0.0	0.0	220.2	0.0	0.0	0.0	0.0	0.0	283.4	0.0	940.7	1724.0
celkem na km	0.0	0.0	0.0	0.0	0.0	0.0	0.0	0.0	0.0	0.0	0.0	0.0	0.0	0.0	0.0	0.0	0.0	0.0	4.0	0.0	0.0	3.2	0.0	0.0	0.0	0.0	0.0	4.1	0.0	13.5	24.7

Náklady životního cyklu mil. Kč	2022	2023	2024	2025	2026	2027	2028	2029	2030	2031	2032	2033	2034	2035	2036	2037	2038	2039	2040	2041	2042	2043	2044	2045	2046	2047	2048	2049	2050	2051	celkem
Provoznuschopnost	54.9	102.3	54.9	101.1	54.9	54.9	54.9	54.9	90.6	123.6	345.3	378.3	176.6	90.6	90.6	90.6	90.6	803.9	944.3	356.7	90.6	310.8	90.6	472.7	483.7	90.6	107.7	525.1	90.6	1184.2	7561.0
Investice	1462.8	2377.2	2362.8	2392.2	2770.3	2967.5	1510.0	1510.0																							17352.8
CELKEM	1517.8	2479.5	2417.7	2493.2	2825.3	3022.5	1564.9	1564.9	90.6	123.6	345.3	378.3	176.6	90.6	90.6	90.6	90.6	803.9	944.3	356.7	90.6	310.8	90.6	472.7	483.7	90.6	107.7	525.1	90.6	1184.2	24913.9
celkem na km	21.7	35.5	34.6	35.7	40.5	43.3	22.4	22.4	1.3	1.8	4.9	5.4	2.5	1.3	1.3	1.3	1.3	11.5	13.5	5.1	1.3	4.5	1.3	6.8	6.9	1.3	1.5	7.5	1.3	17.0	356.9

Rozložení nákladů životního cyklu, varianta 4e



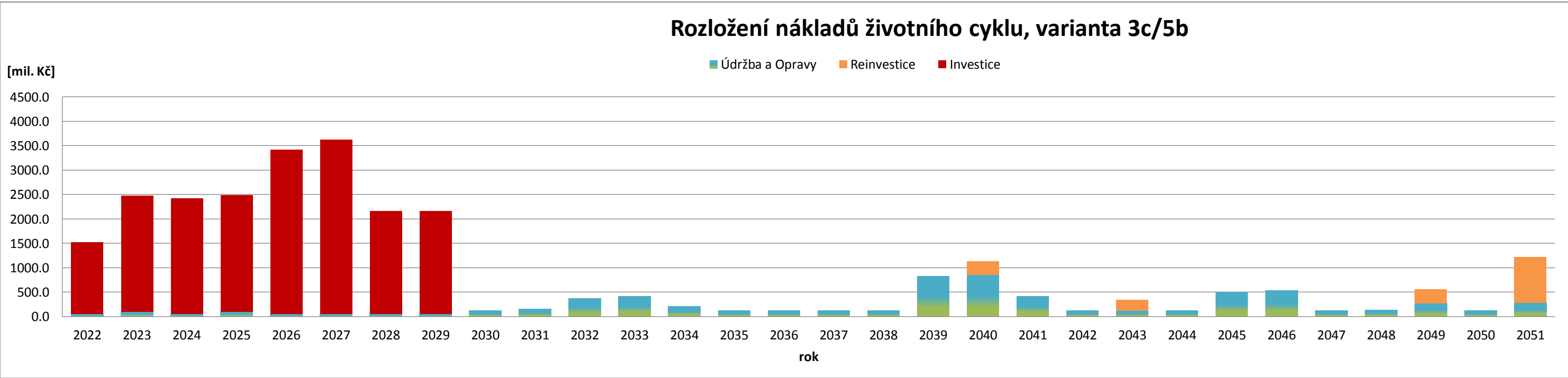
Rozložení provozních a investičních nákladů, varianta 3c/5b

Údržba a Opravy mil. Kč	2022	2023	2024	2025	2026	2027	2028	2029	2030	2031	2032	2033	2034	2035	2036	2037	2038	2039	2040	2041	2042	2043	2044	2045	2046	2047	2048	2049	2050	2051	celkem
STH	26.0	73.4	26.0	26.0	26.0	26.0	26.0	26.0	67.2	100.3	67.2	338.7	67.2	67.2	67.2	67.2	67.2	67.2	796.3	67.2	67.2	67.2	67.2	67.2	474.4	67.2	67.2	89.3	67.2	67.2	3197.6
SMT	4.7	4.7	4.7	6.3	4.7	4.7	4.7	4.7	14.2	14.2	14.2	14.2	14.2	14.2	14.2	14.2	14.2	14.2	14.2	83.8	14.2	14.2	14.2	14.2	14.2	14.2	14.2	14.2	14.2	14.2	421.9
SBBH	2.4	2.4	2.4	4.2	2.4	2.4	2.4	2.4	5.6	5.6	5.6	5.6	5.6	5.6	5.6	5.6	5.6	87.0	5.6	5.6	5.6	5.6	5.6	5.6	5.6	5.6	5.6	5.6	5.6	168.4	387.1
SEE	4.5	4.5	4.5	14.6	4.5	4.5	4.5	4.5	16.0	16.0	83.0	22.1	105.0	16.0	16.0	16.0	16.0	183.5	16.0	238.6	16.0	16.0	16.0	116.5	16.0	16.0	20.0	149.6	16.0	16.0	1188.7
SSZT	17.3	17.3	17.3	49.9	17.3	17.3	17.3	17.3	19.7	19.7	204.0	39.3	19.7	19.7	19.7	19.7	19.7	480.3	19.7	19.7	19.7	19.7	19.7	296.1	19.7	19.7	32.8	19.7	19.7	19.7	1558.6
CELKEM	54.9	102.3	54.9	101.1	54.9	54.9	54.9	54.9	122.7	155.8	374.0	419.9	211.8	122.7	122.7	122.7	122.7	832.2	851.8	414.9	122.7	122.7	122.7	499.6	529.9	122.7	139.9	278.3	122.7	285.5	6753.9
celkem na km	0.8	1.5	0.8	1.4	0.8	0.8	0.8	0.8	1.8	2.2	5.4	6.0	3.0	1.8	1.8	1.8	1.8	11.9	12.2	5.9	1.8	1.8	1.8	7.2	7.6	1.8	2.0	4.0	1.8	4.1	96.8

pozn.: po dobu stavby jsou uvažovány náklady ve výši stavu Bez projektu

Reinvestice mil. Kč	2022	2023	2024	2025	2026	2027	2028	2029	2030	2031	2032	2033	2034	2035	2036	2037	2038	2039	2040	2041	2042	2043	2044	2045	2046	2047	2048	2049	2050	2051	celkem
STH	0.0	0.0	0.0	0.0	0.0	0.0	0.0	0.0	0.0	0.0	0.0	0.0	0.0	0.0	0.0	0.0	0.0	0.0	180.5	0.0	0.0	105.8	0.0	0.0	0.0	0.0	0.0	0.0	0.0	303.3	589.5
SMT	0.0	0.0	0.0	0.0	0.0	0.0	0.0	0.0	0.0	0.0	0.0	0.0	0.0	0.0	0.0	0.0	0.0	0.0	28.6	0.0	0.0	1.5	0.0	0.0	0.0	0.0	0.0	0.0	0.0	0.0	30.1
SBBH	0.0	0.0	0.0	0.0	0.0	0.0	0.0	0.0	0.0	0.0	0.0	0.0	0.0	0.0	0.0	0.0	0.0	0.0	6.1	0.0	0.0	6.3	0.0	0.0	0.0	0.0	0.0	0.0	0.0	0.0	12.4
SEE	0.0	0.0	0.0	0.0	0.0	0.0	0.0	0.0	0.0	0.0	0.0	0.0	0.0	0.0	0.0	0.0	0.0	0.0	2.8	0.0	0.0	37.6	0.0	0.0	0.0	0.0	0.0	29.0	0.0	158.5	227.9
SSZT	0.0	0.0	0.0	0.0	0.0	0.0	0.0	0.0	0.0	0.0	0.0	0.0	0.0	0.0	0.0	0.0	0.0	0.0	61.7	0.0	0.0	69.0	0.0	0.0	0.0	0.0	0.0	254.4	0.0	480.0	865.1
CELKEM	0.0	0.0	0.0	0.0	0.0	0.0	0.0	0.0	0.0	0.0	0.0	0.0	0.0	0.0	0.0	0.0	0.0	0.0	279.7	0.0	0.0	220.2	0.0	0.0	0.0	0.0	0.0	283.4	0.0	941.7	1725.1
celkem na km	0.0	0.0	0.0	0.0	0.0	0.0	0.0	0.0	0.0	0.0	0.0	0.0	0.0	0.0	0.0	0.0	0.0	0.0	4.0	0.0	0.0	3.2	0.0	0.0	0.0	0.0	0.0	4.1	0.0	13.5	24.7

Náklady životního cyklu mil. Kč	2022	2023	2024	2025	2026	2027	2028	2029	2030	2031	2032	2033	2034	2035	2036	2037	2038	2039	2040	2041	2042	2043	2044	2045	2046	2047	2048	2049	2050	2051	celkem
Provoznuschopnost	54.9	102.3	54.9	101.1	54.9	54.9	54.9	54.9	122.7	155.8	374.0	419.9	211.8	122.7	122.7	122.7	122.7	832.2	1131.5	414.9	122.7	343.0	122.7	499.6	529.9	122.7	139.9	561.7	122.7	1227.3	8479.0
Investice	1462.8	2377.2	2362.8	2392.2	3367.7	3564.9	2107.4	2107.4																							19742.5
CELKEM	1517.8	2479.5	2417.7	2493.2	3422.7	3619.9	2162.4	2162.4	122.7	155.8	374.0	419.9	211.8	122.7	122.7	122.7	122.7	832.2	1131.5	414.9	122.7	343.0	122.7	499.6	529.9	122.7	139.9	561.7	122.7	1227.3	28221.5
celkem na km	21.7	35.5	34.6	35.7	49.0	51.9	31.0	31.0	1.8	2.2	5.4	6.0	3.0	1.8	1.8	1.8	1.8	11.9	16.2	5.9	1.8	4.9	1.8	7.2	7.6	1.8	2.0	8.0	1.8	17.6	404.3



Rozložení provozních a investičních nákladů, varianta 3b

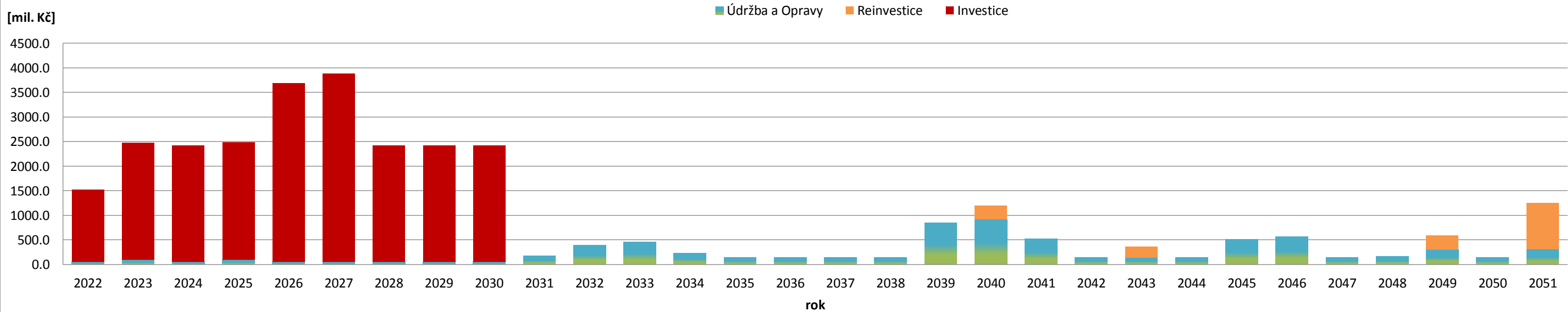
Údržba a Opravy mil. Kč	2022	2023	2024	2025	2026	2027	2028	2029	2030	2031	2032	2033	2034	2035	2036	2037	2038	2039	2040	2041	2042	2043	2044	2045	2046	2047	2048	2049	2050	2051	celkem
STH	26.0	73.4	26.0	26.0	26.0	26.0	26.0	26.0	26.0	105.0	72.0	356.1	72.0	72.0	72.0	72.0	72.0	72.0	843.6	72.0	72.0	72.0	72.0	72.0	498.1	72.0	72.0	94.0	72.0	72.0	3329.8
SMT	4.7	4.7	4.7	6.3	4.7	4.7	4.7	4.7	4.7	30.9	30.9	30.9	30.9	30.9	30.9	30.9	30.9	30.9	30.9	183.9	30.9	30.9	30.9	30.9	30.9	30.9	30.9	30.9	30.9	30.9	846.0
SBBH	2.4	2.4	2.4	4.2	2.4	2.4	2.4	2.4	2.4	5.8	5.8	5.8	5.8	5.8	5.8	5.8	5.8	91.5	5.8	5.8	5.8	5.8	5.8	5.8	5.8	5.8	5.8	5.8	5.8	177.2	402.7
SEE	4.5	4.5	4.5	14.6	4.5	4.5	4.5	4.5	4.5	16.5	85.8	22.6	108.3	16.5	16.5	16.5	16.5	189.8	16.5	246.1	16.5	16.5	16.5	120.5	16.5	16.5	20.6	154.3	16.5	16.5	1213.6
SSZT	17.3	17.3	17.3	49.9	17.3	17.3	17.3	17.3	17.3	19.3	199.0	38.9	19.3	19.3	19.3	19.3	19.3	468.5	19.3	19.3	19.3	19.3	19.3	288.8	19.3	19.3	32.3	19.3	19.3	19.3	1523.9
CELKEM	54.9	102.3	54.9	101.1	54.9	54.9	54.9	54.9	54.9	177.5	393.5	454.3	236.3	144.5	144.5	144.5	144.5	852.7	916.1	527.0	144.5	144.5	144.5	518.0	570.6	144.5	161.6	304.3	144.5	315.8	7316.1
celkem na km	0.8	1.5	0.8	1.4	0.8	0.8	0.8	0.8	0.8	2.5	5.6	6.5	3.4	2.1	2.1	2.1	2.1	12.2	13.1	7.6	2.1	2.1	2.1	7.4	8.2	2.1	2.3	4.4	2.1	4.5	104.8

pozn.: po dobu stavby jsou uvažovány náklady ve výši stavu Bez projektu

Reinvestice mil. Kč	2022	2023	2024	2025	2026	2027	2028	2029	2030	2031	2032	2033	2034	2035	2036	2037	2038	2039	2040	2041	2042	2043	2044	2045	2046	2047	2048	2049	2050	2051	celkem
STH	0.0	0.0	0.0	0.0	0.0	0.0	0.0	0.0	0.0	0.0	0.0	0.0	0.0	0.0	0.0	0.0	0.0	0.0	180.5	0.0	0.0	105.8	0.0	0.0	0.0	0.0	0.0	0.0	0.0	303.3	589.5
SMT	0.0	0.0	0.0	0.0	0.0	0.0	0.0	0.0	0.0	0.0	0.0	0.0	0.0	0.0	0.0	0.0	0.0	0.0	28.6	0.0	0.0	1.5	0.0	0.0	0.0	0.0	0.0	0.0	0.0	0.0	30.1
SBBH	0.0	0.0	0.0	0.0	0.0	0.0	0.0	0.0	0.0	0.0	0.0	0.0	0.0	0.0	0.0	0.0	0.0	0.0	6.1	0.0	0.0	6.3	0.0	0.0	0.0	0.0	0.0	0.0	0.0	0.0	12.4
SEE	0.0	0.0	0.0	0.0	0.0	0.0	0.0	0.0	0.0	0.0	0.0	0.0	0.0	0.0	0.0	0.0	0.0	0.0	2.8	0.0	0.0	37.6	0.0	0.0	0.0	0.0	0.0	29.0	0.0	158.5	227.9
SSZT	0.0	0.0	0.0	0.0	0.0	0.0	0.0	0.0	0.0	0.0	0.0	0.0	0.0	0.0	0.0	0.0	0.0	0.0	61.7	0.0	0.0	69.0	0.0	0.0	0.0	0.0	0.0	254.4	0.0	480.0	865.1
CELKEM	0.0	0.0	0.0	0.0	0.0	0.0	0.0	0.0	0.0	0.0	0.0	0.0	0.0	0.0	0.0	0.0	0.0	0.0	279.7	0.0	0.0	220.2	0.0	0.0	0.0	0.0	0.0	283.4	0.0	941.7	1725.1
celkem na km	0.0	0.0	0.0	0.0	0.0	0.0	0.0	0.0	0.0	0.0	0.0	0.0	0.0	0.0	0.0	0.0	0.0	0.0	4.0	0.0	0.0	3.2	0.0	0.0	0.0	0.0	0.0	4.1	0.0	13.5	24.7

Náklady životního cyklu mil. Kč	2022	2023	2024	2025	2026	2027	2028	2029	2030	2031	2032	2033	2034	2035	2036	2037	2038	2039	2040	2041	2042	2043	2044	2045	2046	2047	2048	2049	2050	2051	celkem
Provoznuschopnost	54.9	102.3	54.9	101.1	54.9	54.9	54.9	54.9	54.9	177.5	393.5	454.3	236.3	144.5	144.5	144.5	144.5	852.7	1195.8	527.0	144.5	364.7	144.5	518.0	570.6	144.5	161.6	587.7	144.5	1257.6	9041.2
Investice	1462.8	2377.2	2362.8	2392.2	3628.9	3826.1	2368.6	2368.6	2368.6																						23155.9
CELKEM	1517.8	2479.5	2417.7	2493.2	3683.9	3881.1	2423.6	2423.6	2423.6	177.5	393.5	454.3	236.3	144.5	144.5	144.5	144.5	852.7	1195.8	527.0	144.5	364.7	144.5	518.0	570.6	144.5	161.6	587.7	144.5	1257.6	32197.0
celkem na km	21.7	35.5	34.6	35.7	52.8	55.6	34.7	34.7	34.7	2.5	5.6	6.5	3.4	2.1	2.1	2.1	2.1	12.2	17.1	7.6	2.1	5.2	2.1	7.4	8.2	2.1	2.3	8.4	2.1	18.0	461.3

Rozložení nákladů životního cyklu, varianta 3b



Rozložení provozních a investičních nákladů, varianta 5

Údržba a Opravy mil. Kč	2022	2023	2024	2025	2026	2027	2028	2029	2030	2031	2032	2033	2034	2035	2036	2037	2038	2039	2040	2041	2042	2043	2044	2045	2046	2047	2048	2049	2050	2051	celkem
STH	26.0	26.0	26.0	26.0	43.9	26.0	26.0	26.0	26.0	26.0	90.1	416.8	102.7	90.1	90.1	90.1	90.1	90.1	1025.3	90.1	90.1	90.1	90.1	90.1	580.2	90.1	90.1	90.1	90.1	90.1	3844.4
SMT	4.7	4.7	4.7	4.7	4.7	4.7	4.8	4.7	4.7	4.7	39.3	39.3	39.3	39.3	39.3	39.3	39.3	39.3	39.3	235.6	39.3	39.3	39.3	39.3	39.3	39.3	39.3	39.3	39.3	39.3	1029.3
SBBH	2.4	2.4	2.4	2.4	2.4	2.4	3.3	2.4	2.4	2.4	6.6	6.6	6.6	6.6	6.6	6.6	6.6	104.3	6.6	6.6	6.6	6.6	6.6	6.6	6.6	6.6	6.6	6.6	6.6	201.9	449.1
SEE	4.5	4.5	4.5	4.5	4.5	4.5	13.9	4.5	4.5	4.5	88.4	17.7	120.6	17.7	23.4	17.7	17.7	194.4	17.7	274.9	17.7	17.7	17.7	123.7	17.7	17.7	17.7	172.1	17.7	21.5	1286.4
SSZT	17.3	17.3	17.3	17.3	17.3	17.3	34.5	17.3	17.3	17.3	201.8	19.0	19.0	19.0	29.3	19.0	19.0	475.9	19.0	19.0	19.0	19.0	19.0	293.1	19.0	19.0	19.0	19.0	19.0	25.9	1500.4
CELKEM	54.9	54.9	54.9	54.9	72.8	54.9	82.6	54.9	54.9	54.9	426.1	499.4	288.1	172.6	188.6	172.6	172.6	903.9	1107.8	626.1	172.6	172.6	172.6	552.8	662.8	172.6	172.6	326.9	172.6	378.6	8109.6
celkem na km	0.8	0.8	0.8	0.8	1.0	0.8	1.2	0.8	0.8	0.8	6.1	7.2	4.1	2.5	2.7	2.5	2.5	12.9	15.9	9.0	2.5	2.5	2.5	7.9	9.5	2.5	2.5	4.7	2.5	5.4	116.2

pozn.: po dobu stavby jsou uvažovány náklady ve výši stavu Bez projektu

Reinvestice mil. Kč	2022	2023	2024	2025	2026	2027	2028	2029	2030	2031	2032	2033	2034	2035	2036	2037	2038	2039	2040	2041	2042	2043	2044	2045	2046	2047	2048	2049	2050	2051	celkem
STH	0.0	0.0	0.0	0.0	0.0	0.0	0.0	0.0	0.0	0.0	0.0	0.0	0.0	0.0	0.0	0.0	0.0	0.0	0.0	0.0	0.0	105.8	0.0	0.0	0.0	0.0	0.0	0.0	0.0	303.3	409.0
SMT	0.0	0.0	0.0	0.0	0.0	0.0	0.0	0.0	0.0	0.0	0.0	0.0	0.0	0.0	0.0	0.0	0.0	0.0	0.0	0.0	0.0	1.5	0.0	0.0	0.0	0.0	0.0	0.0	0.0	0.0	1.5
SBBH	0.0	0.0	0.0	0.0	0.0	0.0	0.0	0.0	0.0	0.0	0.0	0.0	0.0	0.0	0.0	0.0	0.0	0.0	0.0	0.0	0.0	6.3	0.0	0.0	0.0	0.0	0.0	0.0	0.0	0.0	6.3
SEE	0.0	0.0	0.0	0.0	0.0	0.0	0.0	0.0	0.0	0.0	0.0	0.0	0.0	0.0	0.0	0.0	0.0	0.0	0.0	0.0	0.0	37.6	0.0	0.0	0.0	0.0	0.0	29.0	0.0	158.5	225.1
SSZT	0.0	0.0	0.0	0.0	0.0	0.0	0.0	0.0	0.0	0.0	0.0	0.0	0.0	0.0	0.0	0.0	0.0	0.0	0.0	0.0	0.0	69.0	0.0	0.0	0.0	0.0	0.0	254.4	0.0	480.0	803.4
CELKEM	0.0	0.0	0.0	0.0	0.0	0.0	0.0	0.0	0.0	0.0	0.0	0.0	0.0	0.0	0.0	0.0	0.0	0.0	0.0	0.0	0.0	220.2	0.0	0.0	0.0	0.0	0.0	283.4	0.0	941.7	1445.4
celkem na km	0.0	0.0	0.0	0.0	0.0	0.0	0.0	0.0	0.0	0.0	0.0	0.0	0.0	0.0	0.0	0.0	0.0	0.0	0.0	0.0	0.0	3.2	0.0	0.0	0.0	0.0	0.0	4.1	0.0	13.5	20.7

Náklady životního cyklu mil. Kč	2022	2023	2024	2025	2026	2027	2028	2029	2030	2031	2032	2033	2034	2035	2036	2037	2038	2039	2040	2041	2042	2043	2044	2045	2046	2047	2048	2049	2050	2051	celkem
Provoznuschopnost	54.9	54.9	54.9	54.9	72.8	54.9	82.6	54.9	54.9	54.9	426.1	499.4	288.1	172.6	188.6	172.6	172.6	903.9	1107.8	626.1	172.6	392.9	172.6	552.8	662.8	172.6	172.6	610.4	172.6	1320.4	9555.0
Investice	1462.8	2377.2	2362.8	2392.2	4186.4	4383.6	2926.1	2926.1	2926.1	2926.1																					28869.5
CELKEM	1517.8	2432.1	2417.7	2447.1	4259.2	4438.6	3008.7	2981.1	2981.1	2981.1	426.1	499.4	288.1	172.6	188.6	172.6	172.6	903.9	1107.8	626.1	172.6	392.9	172.6	552.8	662.8	172.6	172.6	610.4	172.6	1320.4	38424.5
celkem na km	21.7	34.8	34.6	35.1	61.0	63.6	43.1	42.7	42.7	42.7	6.1	7.2	4.1	2.5	2.7	2.5	2.5	12.9	15.9	9.0	2.5	5.6	2.5	7.9	9.5	2.5	2.5	8.7	2.5	18.9	550.5

Rozložení nákladů životního cyklu, varianta 5

